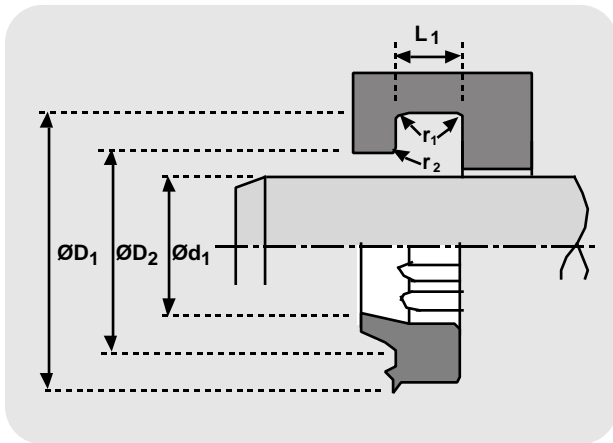


TECHNICAL DETAILS		METRIC	INCH
<b>OPERATING CONDITIONS</b>			
MAXIMUM SPEED	4.0 m/sec	12.0 ft/sec	
TEMPERATURE RANGE	-30°C + 100°C	-22°F + 212°F	
<b>SURFACE ROUGHNESS</b>			
DYNAMIC SEALING FACE $\varnothing d_1$	$\mu\text{mRa}$ 0.1 $\ddot{\text{O}}$ 0.4	$\mu\text{mRt}$ 4 max	$\mu\text{inCLA}$ 4 $\ddot{\text{O}}$ 16
STATIC SEALING FACE $\varnothing D_1$ $\varnothing D_2$	1.6 max	10 max	$\mu\text{inRMS}$ 5 $\ddot{\text{O}}$ 18
STATIC HOUSING FACES $L_1$	3.2 max	16 max	63 max 70 max 125 max 140 max
<b>RADII</b>			
ROD DIAMETER $\varnothing d_1$ mm	90	> 90	
MAX FILLET RAD $r_1$ mm	0.2	0.4	
MAX FILLET RAD $r_2$ mm	0.4	0.4	
<b>TOLERANCES</b>			
	$\varnothing d_1$	$\varnothing D_1$	$\varnothing D_2$ $L_1$
mm	f9	H11	H11 +0.2 -0



**DESIGN**

The Hallite 831 wiper is designed to snap into a standard housing and provide reliable medium duty dirt exclusion. The proportions of the precision trimmed wiping lip ensure that it remains in contact with the rod surface to remove all deposits of mud and other forms of contamination except for those found in heavy duty industrial applications.

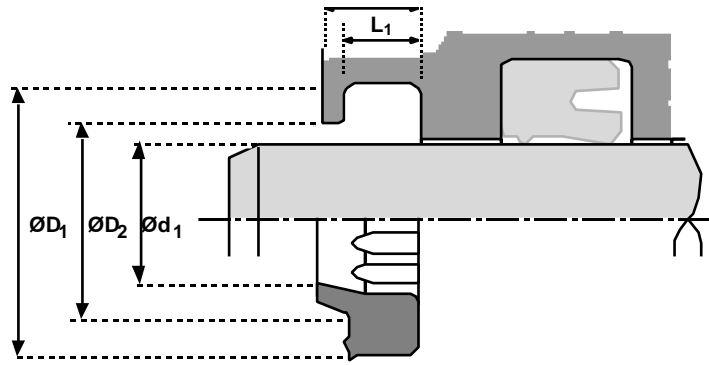
The outside diameter of the seal incorporates a 'crush lip' to provide interference fit with the housing and a 'face bead' to ensure that the crush lip is not trapped in the corner of the housing. The inside diameter of the seal is provided with ribs to prevent the possibility of blow-out due to pressure trapping of the main rod seal.

The Hallite 831 is precision moulded in polyurethane for maximum wear resistance and is interchangeable with many common European wiper styles.

**FEATURES**

- PRECISION TRIMMED SEALING LIP
- 'CRUSH LIP' AND 'FACE BEAD' PROVIDE EFFECTIVE SEAL ON HOUSING
- LOW WEAR LONG LIFE
- COST EFFECTIVE
- PRESSURE RELIEF RIBS

Wipers  
**831**  
metric

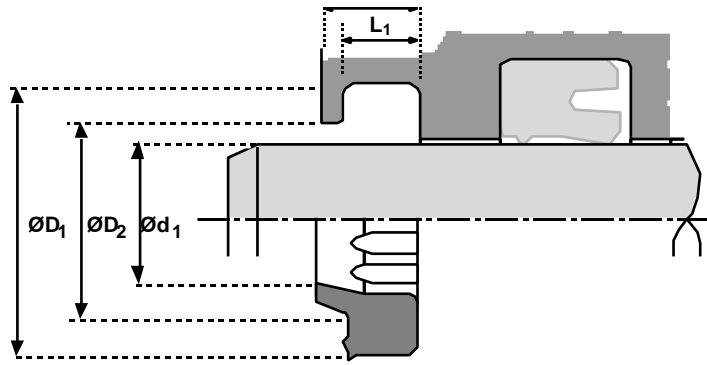


$\varnothing d_1$	TOL f9	$\varnothing D_1$	TOL H11	$\varnothing D_2$	TOL H11	$L_1$ +0.2 - 0	$L_2$	PART No.
12	-0.016 -0.059	18.6	+0.13 +0.00	15.0	+0.11 +0.00	3.8	5.3	4565800
14	-0.016 -0.059	20.6	+0.13 +0.00	17.0	+0.11 +0.00	3.8	5.3	4580000
16	-0.016 -0.059	24.6	+0.13 +0.00	19.0	+0.13 +0.00	5.3	7.0	4703800
18	-0.016 -0.059	24.6	+0.13 +0.00	21.0	+0.13 +0.00	3.8	5.3	4580100
18	-0.016 -0.059	26.6	+0.13 +0.00	21.0	+0.13 +0.00	5.3	7.0	4703900
20	-0.020 -0.072	28.6	+0.13 +0.00	23.0	+0.13 +0.00	5.3	7.0	4530600
22	-0.020 -0.072	30.6	+0.16 +0.00	25.0	+0.13 +0.00	5.3	7.0	4530700
25	-0.020 -0.072	33.6	+0.16 +0.00	28.0	+0.13 +0.00	5.3	7.0	4530800
28	-0.020 -0.072	36.6	+0.16 +0.00	31.0	+0.16 +0.00	5.3	7.0	4565900
30	-0.020 -0.072	38.6	+0.16 +0.00	33.0	+0.16 +0.00	5.3	7.0	4530900
32	-0.025 -0.087	40.6	+0.16 +0.00	35.0	+0.16 +0.00	5.3	7.0	4534500
35	-0.025 -0.087	43.6	+0.16 +0.00	38.0	+0.16 +0.00	5.3	7.0	4531000
36	-0.025 -0.087	44.6	+0.16 +0.00	39.0	+0.16 +0.00	5.3	7.0	4580200
40	-0.025 -0.087	48.6	+0.16 +0.00	43.0	+0.16 +0.00	5.3	7.0	4531100
45	-0.025 -0.087	53.6	+0.19 +0.00	48.0	+0.16 +0.00	5.3	7.0	4533800
45	-0.025 -0.087	55.6	+0.19 +0.00	48.0	+0.16 +0.00	5.3	7.0	4531200
50	-0.025 -0.087	58.6	+0.19 +0.00	53.0	+0.19 +0.00	5.3	7.0	4533900
50	-0.025 -0.087	60.6	+0.19 +0.00	53.0	+0.19 +0.00	5.3	7.0	4531300
55	-0.030 -0.104	63.6	+0.19 +0.00	58.0	+0.19 +0.00	5.3	7.0	4534000
55	-0.030 -0.104	65.6	+0.19 +0.00	58.0	+0.19 +0.00	5.3	7.0	4531400
56	-0.030 -0.104	64.6	+0.19 +0.00	59.0	+0.19 +0.00	5.3	7.0	4566000
56	-0.030 -0.104	66.6	+0.19 +0.00	59.0	+0.19 +0.00	5.3	7.0	4704000
60	-0.030 -0.104	68.6	+0.19 +0.00	63.0	+0.19 +0.00	5.3	7.0	4534100

Wipers

# 831

metric



$\varnothing d_1$	TOL f9	$\varnothing D_1$	TOL H11	$\varnothing D_2$	TOL H11	$L_1$ +0.2 - 0	$L_2$	PART No.
60	-0.030 -0.104	70.6	+0.19 +0.00	63.0	+0.19 +0.00	5.3	7.0	4531500
70	-0.030 -0.104	78.6	+0.19 +0.00	73.0	+0.19 +0.00	5.3	7.0	4534200
70	-0.030 -0.104	80.6	+0.22 +0.00	73.0	+0.19 +0.00	5.3	7.0	4531600
80	-0.030 -0.104	88.6	+0.22 +0.00	83.0	+0.22 +0.00	5.3	7.0	4534300
80	-0.030 -0.104	92.2	+0.22 +0.00	86.0	+0.22 +0.00	7.1	12.0	4531700
85	-0.036 -0.123	93.6	+0.22 +0.00	88.0	+0.22 +0.00	5.3	7.0	4534400
85	-0.036 -0.123	97.2	+0.22 +0.00	91.0	+0.22 +0.00	7.1	12.0	4531800
90	-0.036 -0.123	102.2	+0.22 +0.00	96.0	+0.22 +0.00	7.1	12.0	4531900
100	-0.036 -0.123	112.2	+0.22 +0.00	106.0	+0.22 +0.00	7.1	12.0	4532000
110	-0.036 -0.123	122.2	+0.25 +0.00	116.0	+0.22 +0.00	7.1	12.0	4538200
135	-0.043 -0.143	147.2	+0.25 +0.00	141.0	+0.25 +0.00	7.1	12.0	4538100