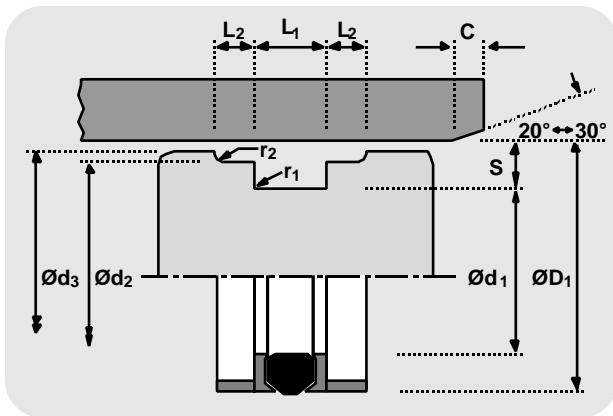



TECHNICAL DETAILS		METRIC	INCH				
OPERATING CONDITIONS							
MAXIMUM SPEED		0.5 m/sec	1.5 ft/sec				
TEMPERATURE RANGE		-30°C + 100°C	-22°F + 212°F				
MAXIMUM PRESSURE		500 bar	7500 p.s.i.				
SURFACE ROUGHNESS		μmRa	μmRt	μinCLA μinRMS			
DYNAMIC SEALING FACE $\varnothing D_1$		0.1 $\ddot{\text{O}}$ 0.4	4 max	4 $\ddot{\text{O}}$ 16 5 $\ddot{\text{O}}$ 18			
STATIC SEALING FACE $\varnothing d_1$ $\varnothing d_2$		1.6 max	10 max	63 max 70 max			
STATIC HOUSING FACES $\varnothing d_3$ L_1 L_2		3.2 max	16 max	125 max 140 max			
CHAMFERS & RADII							
GROOVE SECTION S mm		5.0	7.5	10.0 12.5 15.0			
MIN CHAMFER C mm		2.5	4.0	5.0 6.5 7.5			
MAX FILLET RAD r_1 mm		0.4	0.4	0.4 0.8 0.8			
MAX FILLET RAD r_2 mm		0.4	0.4	0.4 0.8 0.8			
TOLERANCES		$\varnothing D_1$	$\varnothing d_1$	$\varnothing d_2$	$\varnothing d_3$	L_1	L_2
		H10	h9	h9	h11	+0.35	+0.1 +0.1 -0



FEATURES

- ISO 6547 HOUSING
- COMPACT GROOVE DESIGN
- POSITIVE NO DRIFT SEAL

DESIGN

A robust seal assembly designed specifically for one piece pistons, the Hallite 68 double acting seal uses a rubber sealing element which has proved itself in service to be extremely wear resistant and capable of working most effectively in a wide variety of medium to heavy duty applications. The seal is also suitable for two piece pistons.

The assembly comprises a rubber seal, two split support rings and two split bearings, one of each located either side of the seal. The nitrile rubber seal is designed to have its section compressed by the housing, to ensure a low pressure seal, and when pressurised be protected from extrusion damage by the extending lips of the support ring. The support ring is manufactured from a tough but flexible polymer and scarf cut for assembly.

Polyacetal rectangular section bearings provide the support and guidance for the piston and the other parts of the seal.

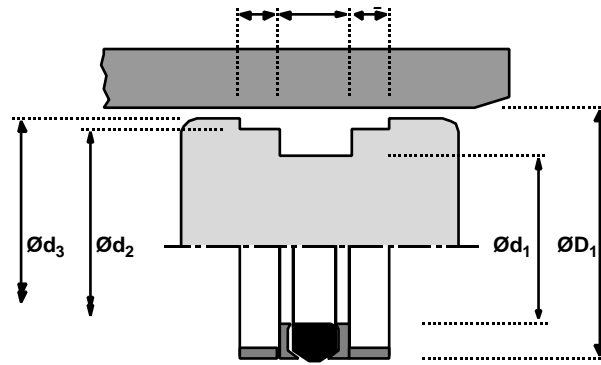
NB: All sizes are suitable for the larger radial section housings to ISO 6547 and are suffixed ‡

Other sizes of this design of seal are shown under Hallite 50, 53 and 64.

Piston seals

68

metric



ØD ₁	TOL H10	Ød ₁	TOL h9	Ød ₂	TOL h9	Ød ₃	TOL h11	L ₁ + 0.35 + 0.1	L ₂ + 0.1 - 0	PART No.
25	+0.08 +0.00	15	+0.00 -0.04	22.0	+0.000 -0.052	24.0	+0.00 -0.13	12.50	4.0	6594610‡
32	+0.10 +0.00	22	+0.00 -0.05	29.0	+0.000 -0.052	31.0	+0.00 -0.16	12.50	4.0	2249320‡
40	+0.10 +0.00	30	+0.00 -0.05	37.0	+0.000 -0.062	39.0	+0.00 -0.16	12.50	4.0	2249420‡
50	+0.10 +0.00	35	+0.00 -0.06	46.0	+0.000 -0.062	48.5	+0.00 -0.16	20.00	5.0	0074020‡
63	+0.12 +0.00	48	+0.00 -0.06	59.0	+0.000 -0.074	61.5	+0.00 -0.19	20.00	5.0	6594710‡
80	+0.12 +0.00	60	+0.00 -0.07	75.0	+0.000 -0.074	78.0	+0.00 -0.19	25.00	6.3	0073830‡
100	+0.14 +0.00	80	+0.00 -0.07	95.0	+0.000 -0.087	98.0	+0.00 -0.22	25.00	6.3	0083620‡
125	+0.16 +0.00	100	+0.00 -0.09	119.0	+0.000 -0.087	123.0	+0.00 -0.25	32.00	10.0	0087540‡
160	+0.16 +0.00	135	+0.00 -0.10	154.0	+0.000 -0.100	158.0	+0.00 -0.25	32.00	10.0	0089930‡
200	+0.19 +0.00	170	+0.00 -0.10	192.0	+0.000 -0.115	197.0	+0.00 -0.29	36.00	12.5	1270120‡
250	+0.19 +0.00	220	+0.00 -0.12	242.0	+0.000 -0.115	247.0	+0.00 -0.29	36.00	12.5	1264320‡